

CG-001


- Spruce Top
- Shina back and sides
- Decorative Soundhole
- Chrome Plated Machine Heads



CG-001

CG-002


- Spruce Top
- Mahogany back and sides
- Multiple bound body
- Chrome plated machine heads
- Highly polished finish



CG-002

CG-004


- Spruce Top
- Mahogany back & sides
- Multiple Bound Body
- Mosaic Inlaid Soundhole
- Chrome plated deluxe Machine Heads



CG-004

CG-006

- Selected Spruce Top
- Rosewood back, sides, and fingerboard
- Multiple Bound Body
- Inlay Stripe on back
- Mosaic Inlaid Soundhole
- Gold plated deluxe machine heads



CG-006

JG-010

- 16" wide, 41/4" deep
- Spruce Top
- Shina back and sides
- Steel Reinforce Neck
- Decorative Soundhole



JG-010

WG-016

- Selected Spruce Top
- Rosewood Back & Sides
- Rosewood Fingerboard
- Adjustable Reinforced neck
- Deluxe individual machine heads
- D'Addario strings



WG-016



WG-017

- Selected spruce top
- Mahogany back & sides
- Rosewood fingerboard
- Adjustable Reinforced neck
- Individual machine heads



WG-017

Guitar Capo



FLAT TYPE

(For classic Guitar)



CN-62 Nickel plated
CB-66 Black plated
CG-68 Gold plated

CURVED TYPE

(For Western Guitar)

WN-12 Nickel plated
WB-16 Black plated
WG-18 Gold plated


Neck Adjusted pole



NAP-360 360mm
NAP-390 390mm


NAP-530 530mm
NAP-580 580mm

Guitar Accessories



G-14 Bridge For Classic Guitar
G-15 Bridge For Classic Guitar
G-16 Bridge For Western Guitar
G-17 Bridge For Western Guitar
G-18 End Pin-Black
G-19 End Pin-White
G-20 End Pin-Black

G-21 End Pin-White
G-22 End Pin-Ivory Color
G-23 Plastic End Pin-White
G-24 Metal End Pin- Golden
G-25 Metal End Pin- Chrome
G-26 Hex-Wrench



DIGITAL Metronome DR-22

SPECIFICATIONS

METRONOME	
Tempo	Range: 30 to 250 times/minutes (JIS)
Beat	Range: L: 0.2, 3, 4, 5, 6, 7, and 7 8 9 10 11 12
DISPLAY medium	
Sound Indicator	Strong beat by chime melody Weak beat by clicks
LED display	Weak beat display by the far light and left LEDs respectively
Reference Note	Note: A4 Pitch shift: 438 ~ 455Hz (can be set in one Hz increments)
Volume	Continuous adjustment by volume controller
External Output	Earphone jack
Power Source	Dry battery DC 9V (S-006P)
Dimensions	63(W) x 113(H) x 28(D)mm
Weight	APPROX 200g
Accessory	Monitor battery